


Five essential network security tips for SMBs

In an era of increasing digital threats, safeguarding your data is crucial. Adhere to these essential security practices to protect your information and prevent unauthorized access to your network.



1. Choose trusted vendors

Invest in networking products with enterprise-grade security capabilities for robust defense against external threats.



2. Set up network controls

Use access control lists (ACLs) to ensure that only authorized devices can access the network.




3. Configure network security policies

To govern usage and protect the network, use password policies, multi-factor authentication, and mandatory guidelines for handling sensitive information. Separate guest traffic from regular traffic, don't share management accounts, and ensure staff has the right level of access depending on their role.



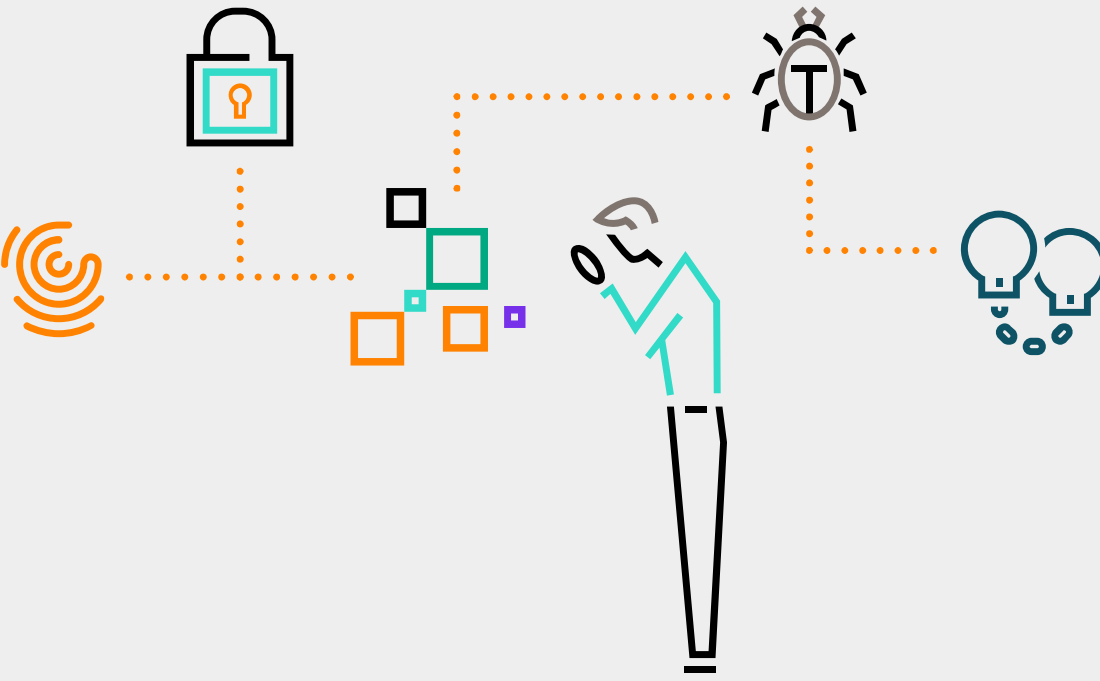
4. Update software

Ensure all systems and applications are up to date with the latest security patches. It's best if the vendor handles these upgrades on your behalf.



5. Protect against viruses

Install anti-virus and anti-malware software to protect end-user devices from viruses, trojans, and ransomware, crucial when sharing files and browsing the web.



Discover how **HPE Networking Instant On** products can enhance your network's security and keep your business safe.

[Learn more](#) 